



#EdtechTip



<https://keepvid.com>

KeepVid All-in-One Online Video Toolkit

Convert video and audio, edit video, compress video online. 100% free & safe.

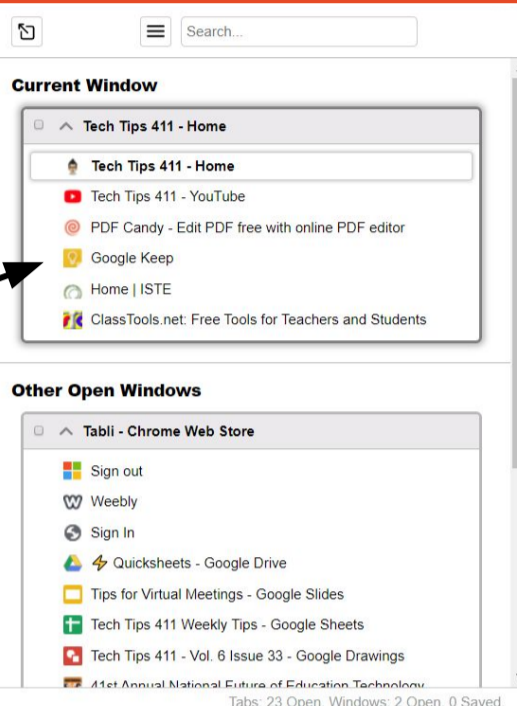
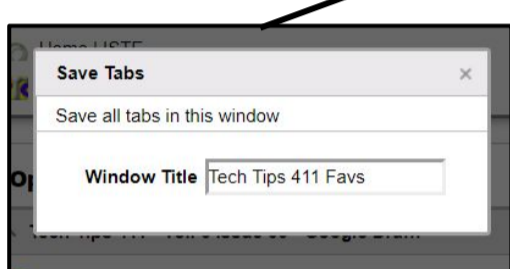
Drag & drop or select files from computer

Video Converter Video Editor Video Compressor Audio Converter

ChromeExt.



Get the Extension



Jen's Fav

JUST FOR FUN!



Try Snap Camera

For Windows & Mac.

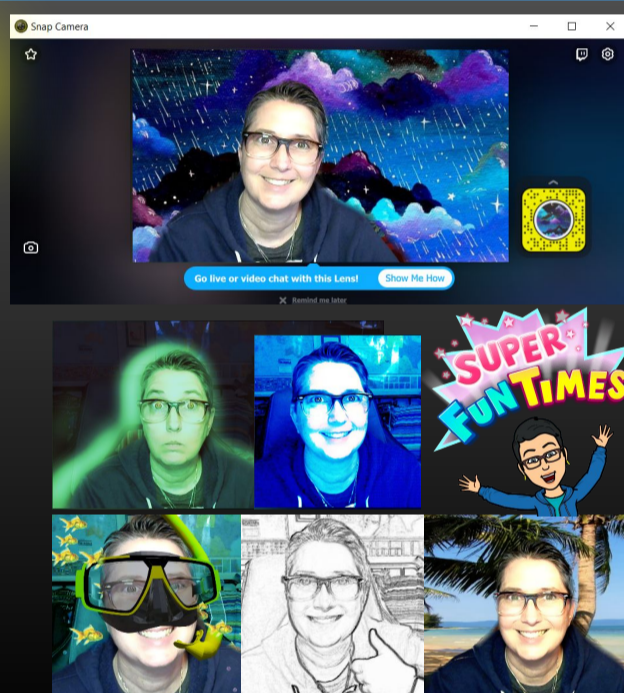
Works with:
Google Meet
Zoom
Skype

Download

* You may need admin rights to install.


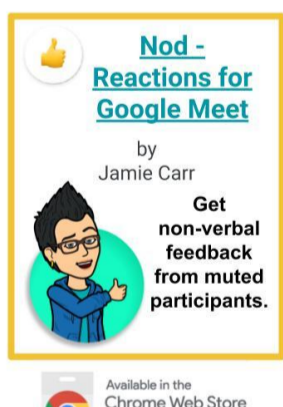
Fun Lenses and virtual backgrounds.

<https://snapcamera.snapchat.com>



Instructional Resource

Extensions for Google Meet



TIPS FOR VIRTUAL MEETINGS

- Create & share an agenda before the meeting or class.
- Designate a note-taker for a shareable document.
- Allow time for participants to respond (think time).
- Mute your mic when you are not speaking.
- Ask questions and share resources using the chat feature.
- Be sure to look at the camera, not your screen.
- Make a copy of the chat transcript.
- Record the meeting or class for sharing.

Missed any of my weekly **Tech Tips**?
Check out <http://techtips411.com/weekly-tips>

Educational Technology Specialist (ETS) Support Available:

- Co-Teaching with students
- Planning a lesson
- Modeling a lesson
- Professional Development in a group
- Observing a lesson
- Training on tech tools
- Other



Get the App!

